

from 250 cm. to 475 cm. wide



Rear view

Side view

Front view

FLEXFIX frame screens are designed for rental and staging purposes. It features easy interlocking joints that lock the frame parts during setup and the cloth has press studs along the border, that allow to quickly mount the projection surface onto the frame.


The frame is specifically made in an arc shape in order to guarantee a perfect tension of the projection surface on all the four sides.

The FLEXFIX screen is made all of high quality lightweight aluminum alloy and it is available in 16:9 and 16:10 formats up to a maximum viewing size of 475x297 cm. with a range of **seamless** projection surfaces. The FlexFix offers the possibility to add frame sections and different projection cloths in order to obtain different screen's sizes.

Moreover, sturdy T-shape interlocking floor stands and a softbag are included.

Optional: - Hard wheeled carrying case
- Smart and ruggedized trolley bag


Available in 16:9 and 16:10 formats



Perimetral black border
5 cm. wide on each side



Detail of floor stand

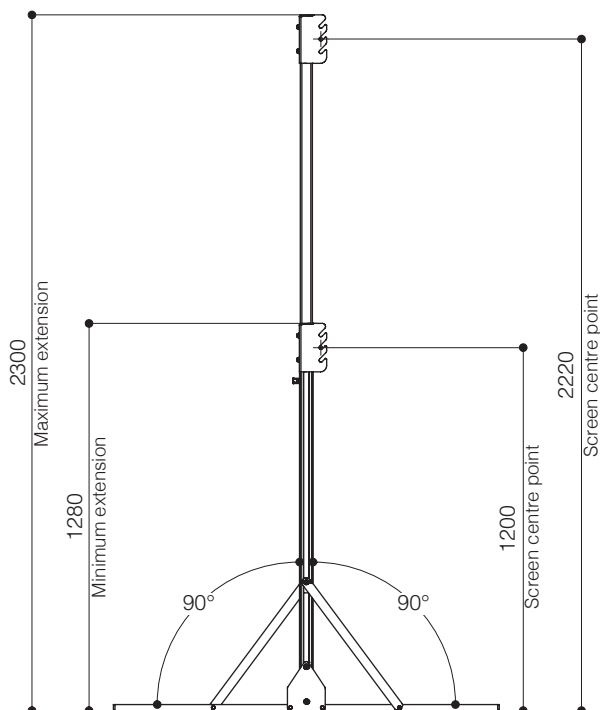


Floorstand fixing bracket

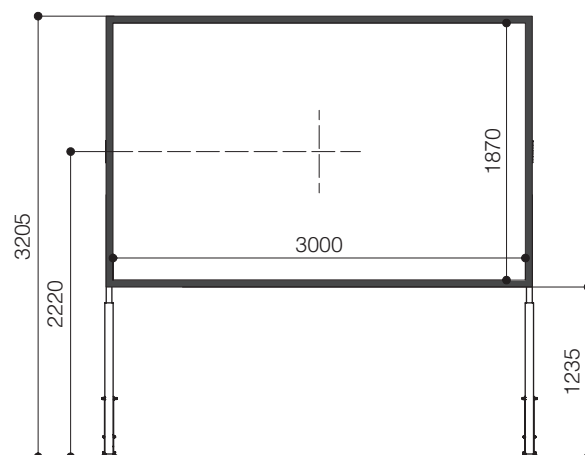
Warranty: 24 months

ENGINEERED LIKE NO OTHER SCREEN IN THE WORLD

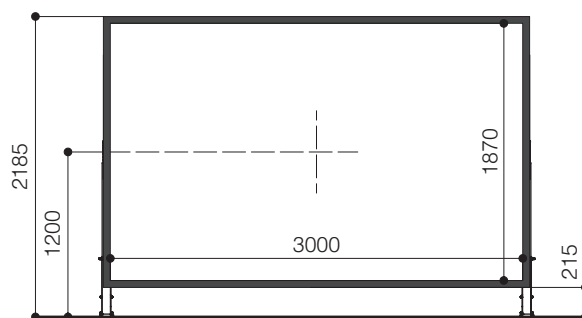
OVERALL DIMENSIONS OPEN FLOOR STAND



EXAMPLE FLEXFIX 300x187 cm. (floor stands in maximum extension)

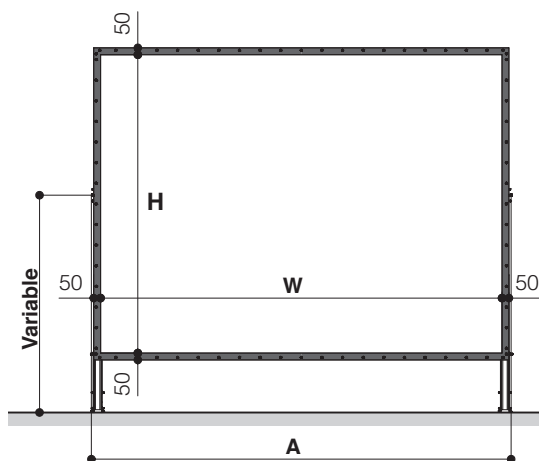


EXAMPLE FLEXFIX 300x187 cm. (floor stands in minimum extension)



TECHNICAL SPECIFICATIONS

- Very easy and quick to set up
- Lightweight aluminum alloy profile with snap joints
- Eyebolts for ceiling mounting included (3 pcs.)
- Frame dimensions 57x24 mm. (WxD)
- Maximum total extension of the floor stands: 230 cm.
- The floor stands have fixing brackets that allow to slide and fix screen's frame at the desired height.
- Interlocking sturdy height adjustable floor stands (**included**)
- Softbag (**included**)
- Rugged polyethylene wheeled carrying case (**optional**)
- Smart and ruggedized trolley bag (**optional**)
- Truss mounting brackets - 2 units per screen needed (**optional**)



DIMENSIONS measures in cm

16:9 Ratio Viewing area (WxH)	16:10 Ratio Viewing area (WxH)	Overall dimensions A	Approx. net weight (Kg)
250 x 140	250 x 156	260	20
300 x 169	300 x 187	310	23
350 x 197	350 x 219	360	24
400 x 225	400 x 250	410	27
475 x 267	475 x 297	485	31

PROJECTION CLOTHS

Front projection surfaces	Gain	Rear projection surfaces	Gain
HD Performer	1.3	FlexFix Dual	0.8
		Rear Lux R114	2.5

Warranty: 24 months

ENGINEERED LIKE NO OTHER SCREEN IN THE WORLD

The measures in the drawings are expressed in millimetres.