



## **Valerion Walnut Tripod Stand User Manual**

Thanks for choosing the Valerion Walnut Tripod Stand WTS-01.  
Please read this manual carefully before use and keep it safe.





# CONTENTS

Precautions .....	1
Package Contents .....	2
Dimension .....	3
Installation Guide .....	4
Specification .....	6



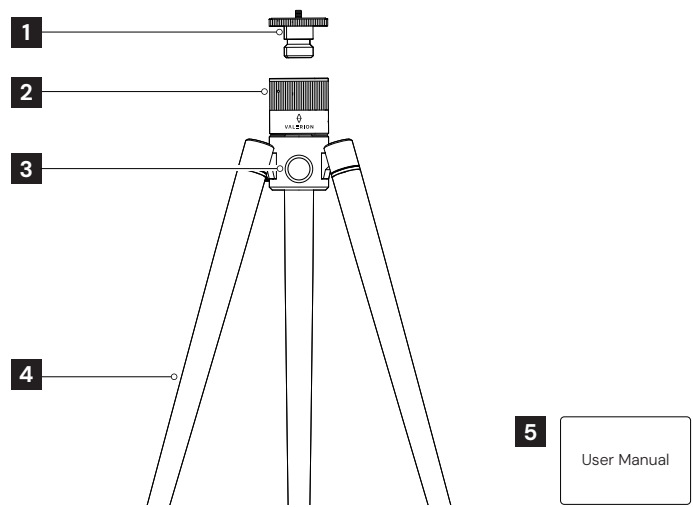
# Precautions

---

1. The maximum supported weight of the bracket is 10KG. Do not mount projector that exceeds the weight limit, it may cause damage to equipment and personal safety.
2. Ensure the stand is placed on a flat surface for optimal stability.
3. Keep the stand away from damp areas to prevent wood damage.
4. The wood properties of solid wood dictate that it is susceptible to minor cracking, which is normal. Cracking can be prevented in the following ways.
  - Avoid prolonged exposure to sunlight or heat sources.
  - Keep the humidity in the room at a suitable level.
  - Avoid rain and do not rinse with water.
  - Wipe down the legs of the stand regularly with wood wax oil to maintain the luster and protect the wood.
5. Wipe with a soft, dry cloth; avoid abrasive cleaners and chemicals.
6. Occasionally check screws for tightness and re-tighten if necessary.

# Package Contents

---



**1** Quick-release Plate

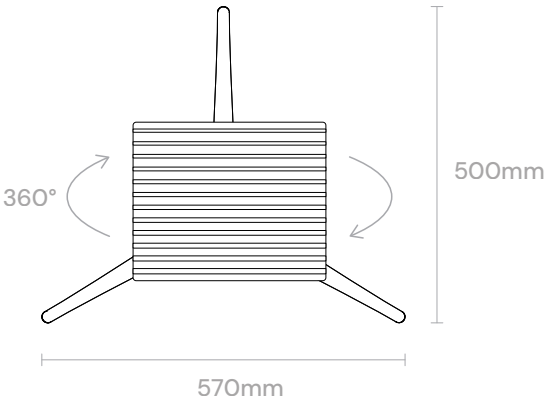
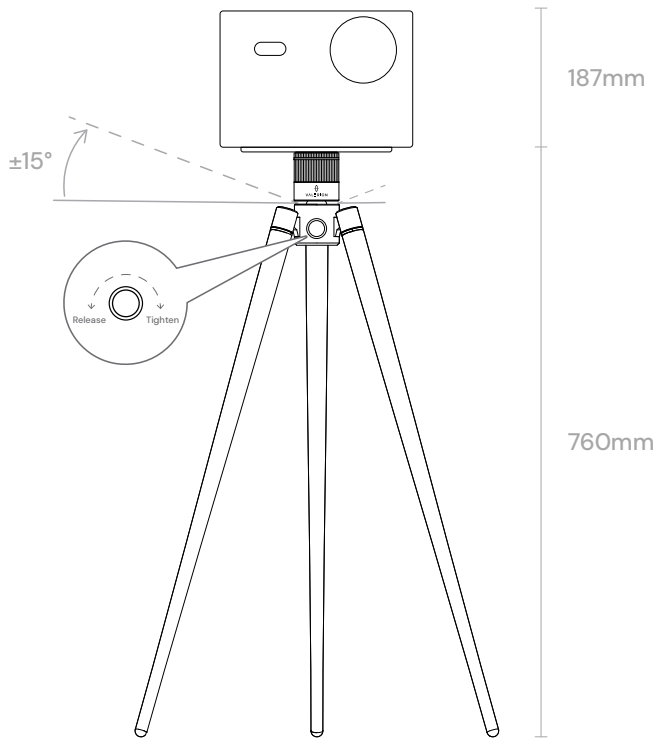
**2** Quick-release Base

**3** Side Knob

**4** Stand Legs

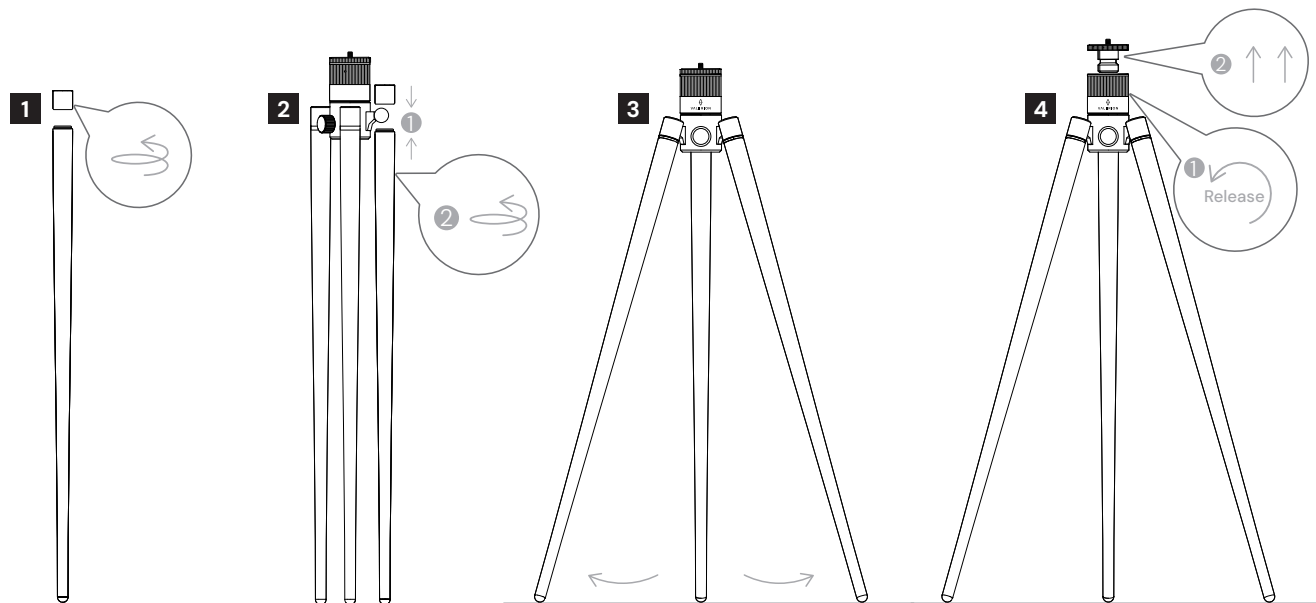
**5** User Manual

# Dimension



# Installation Guide

---

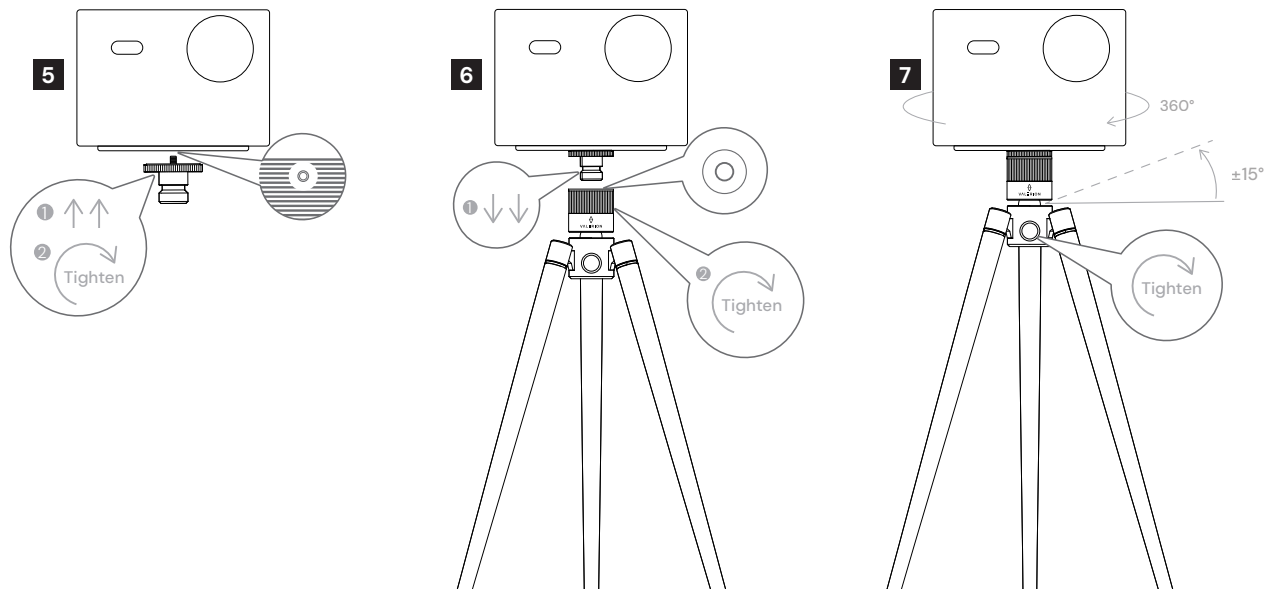


1. Loosen foot connector.
2. Screw stand legs into foot connector.
3. Unfold stand legs outward, place the stand on a flat surface.
4. Take out Quick-release plate.



## Installation Guide

---



5. Secure Quick-release plate to projector.
6. Secure Quick-release base.
7. Adjust to the proper angle, tighten Side knob.

# Specification

---

Brand	Valerion
Product Name	Walnut Tripod Stand
Product Model	WTS-01
Maximum Supported Weight	10KG
Storage Dimensions (L*W*H)	11*12*82cm
Installation Dimensions (L*W*H)	57*50*76 cm
Product Net Weight	1.7KG
Color	Champagne Gold+Walnut

## Contact Information:



Email: [support@valerion.com](mailto:support@valerion.com)



Official Website:  
<https://www.valerion.com/>



Facebook Group:  
Valerion VisionMaster Official Launch Group



Facebook Group



Installation Video



Manufacturer: VALERION TECHNOLOGY USA CO..LTD  
Address: 1312 17th Street, Unit Num 2955, Denver,CO 80202, United States.  
Contact us: <https://www.valerion.com>  
Email: [support@valerion.com](mailto:support@valerion.com)