

Specifications

Model	RL-85U	
Display Technology	Liquid Crystal Display	
LCD panel	3x0.76"(16:10)	
Brightness	Light	8000 lm
	Color Light	8000 lm
Resolution	WUXGA (1920x1200)	
Number of pixels	6,912,000 pixels (1920x1200x3)	
Contrast	350000:1	
Lens	F1.8-2.6 · F-23.98-43.18mm · Powered zoom (1.6x) · Powered focus	
Screen size	50"-500"	
Throw distance	1.53m-28.44m	
Throw Ratio	1.42-2.64	
Light source (service life)	Laser diode (Normal mode: 20000h)	
Lens Shift	Vertical: ±60% (Powered) · Horizontal: ±30% (Powered)	
Keystone Correction	Vertical: ±40° (Auto) · Horizontal: ±15° (Manual)	
Input Terminals	PC	DVI x1 · VGA (D-sub 15pin) x1
	Audio	Audio (3.5mm mini jack) x1
	Video	HDMI x1 · RGBHV / Component / Video (S-Video) x1
	Others	USB Type-A x2 · HDBaseT x1 · Remote (R/C in) x1
Output terminal	VGA (D-sub 15pin) x1 · Audio (3.5mm mini jack) x1 · Remote (R/C out) x1	
Control terminal	RS232C (D-sub 9pin) x1 · RJ-45 x1 (Control) · Remote x1	
PC input signal	PC-VGA, SVGA, XGA, SXGA, WXGA, UXGA, WSXGA+, WUXGA, 4K(30Hz), Mac	
Video input signal	NTSC, PAL, SECAM (480i, 480p, 576i, 576p, 720p, 1080i, 1080p)	
Scanning Frequency	Horizontal: 15~90kHz · Vertical: 24~85Hz	
Noise	42dB	
Projection method	Ceiling/floor · front/rear	
Speaker	10Wx1	
Weight	23 kg	
Dimension (WxHxD)	645x210x440mm (not incl. protruded part)	
Power supply	100-240V AC (50/60Hz)	
Power consumption	1000W Max (1W when Standby mode set to Eco)	
Operating temperature	0°C~40°C (over 35°C go to ECO2 mode)	
Operating humidity	20%~80% (non-condensation)	
Standard accessory	Wireless remote control, power cord	

* These specifications and the product's design are subject to change without notice.
* The light output/service time varies depending on environment and usage, so the data listed are experimental maximum values for reference only.

Terminal Interface

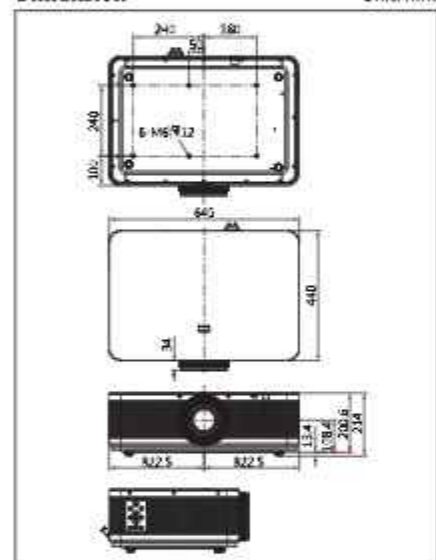


Projection distance

Screen size (16:10)	Standard Lens	
	min. [wide]	max. [tele]
100"	3.10	5.65
120"	3.74	6.79
135"	4.21	7.64
150"	4.68	8.49
200"	6.26	11.54
240"	7.52	13.62
300"	9.41	17.04
400"	12.57	22.74
500"	15.72	28.44

* Approximate throw distances shown above were calculated on lens design specifications.
* Please note that up to 3% deviation may result due to lens variation.

Dimension



ROLY
BEYOND ENVISION

LASER

8,000 lm of Brightness Projection for Endless High-Color Image Possibilities

Higher Brightness, Top Performance, Brilliant Color Images



RL-85U

WUXGA | 8000 lm


ROLY
BEYOND ENVISION



TAIWAN ROLY TECHNOLOGY CO., LTD
3F-13, No.14, Lane 609, Section 5, Chongxin Rd.,
Sanchong Dist., New Taipei City, Taiwan, R.O.C.

www.roly-taiwan.com

P111FEB15



Oh. So. Bright.



Lecture Hall / Auditorium

Presentation / Seminar / Conference Center

concert / stage



Higher Brightness and Superior Images

Long-lasting laser light source

Stable and reliable laser light source has an ultra-long service life of 20,000 hours. It can save more than 30% of energy compared, and also solve problem of lumen depreciation.



3LCD Technology - Designed for visual color

Latest developed three LCD panels work together to generate natural color optical system. For 3LCD technology, the color brightness equals to white brightness. There is no rainbow effect, and higher color restoration capability, which will produce more real and nature color.

4K signal compatible

RL-10KU supports decoding 30Hz 4K signal and HDR for an ultra-high-resolution experience. The system also supports HDR (High Dynamic Range) and emulation for BT.2020, which reproduce a wider color range than conventional standards.



Brilliant Color

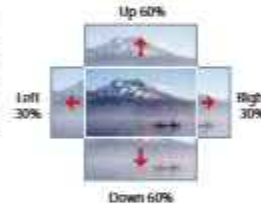
10-bit color depth has 10 bits per pixel for 1024 shades for RGB (Red, Green, Blue) color, which provides 1.07 billion shades. Imagine brilliant color images and smooth gradations.



Flexible Usage for Installation Use

Powered Lens Shift & Powered zoom and focus

Featured both vertical/horizontal lens shift (vertical: $\pm 60\%$; horizontal: $\pm 30\%$). Zoom and focus can operated by remote control, so the adjustment can be carried out from a distance.



Lens Center Layout

A symmetry design makes the chassis simple and elegant, also bring the installation setup easier.



Corner Keystone Correction

This function is design for four screen corners and Horizontal / Vertical Corner Keystone Correction in order to adjustments for a distortion image.



Flexible Installation

Free 360° projector cabinet installation for flexible projection from almost any angle, it makes installation simpler and easier.



Powerful 1.8x Standard Zoom Lens

Equipped with 1.8x powered zoom standard len for great performance. It can easily project 100 inch big screen within the distance of 3.1 - 5.65m.

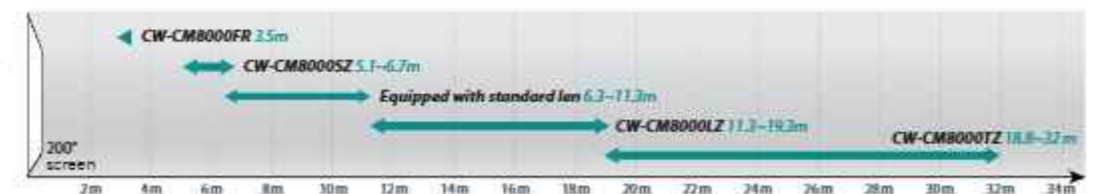


Compatible with PJ-Link

Provide as standard equipment for centralized control of projectors over a wired network.

Interchangeable lenses (Optional)

ROLY offers variety of optional projection lens in focal lengths ranging from short to long. The extensive line of optional lens can match different applications and needs.



Optional lenses



Diagonal image size (16:10 aspect ratio)	Projection distance										
	CW-CM8000FR		CW-CM8000SZ		Standard Lens		CW-CM8000LZ		CW-CM8000TZ		
	0.8:1	min.	max.	min.	max.	min.	max.	min.	max.	min.	max.
80"	0.9 m	1.2 m	1.8 m	1.5 m	2.2 m	2.7 m	4.8 m	4.8 m	7.9 m		
100"	1.8 m	2.5 m	3.3 m	3.1 m	6.7 m	6.7 m	9.8 m	9.8 m	15.9 m		
150"	2.5 m	3.8 m	5.0 m	4.7 m	8.6 m	8.4 m	14.4 m	14.0 m	24.0 m		
180"	3.2 m	4.6 m	6.0 m	5.6 m	10.2 m	10.1 m	17.3 m	16.9 m	28.8 m		
200"	3.5 m	5.1 m	6.7 m	6.3 m	11.3 m	11.3 m	19.3 m	18.8 m	32.0 m		
240"	4.2 m	6.1 m	8.0 m	7.6 m	13.6 m	13.6 m	23.2 m	22.6 m	38.4 m		
300"	5.3 m	7.8 m	10.1 m	9.4 m	17.0 m	17.0 m	29.9 m	29.3 m	48.1 m		

Compatible with HDBaseT

HDBaseT offers uncompressed HD multimedia content, including 4K resolution, through a single network cable of up to 100m.

