




COMPACT HOME CINEMA is an electric screen dedicated to the Home Theatre market and it is the right alternative to the Double Format or to the Compact Tensioned screens because high quality features mark it out from the other Home Theatre models.

A black drop on the top of the projection surface allows to install this screen inside false ceilings or inside rooms with high ceiling.

Side black borders let perceive a brighter and sharper image.

Available in 4:3, 16:9, 16:10 formats or customized sizes.

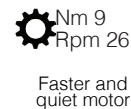
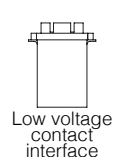
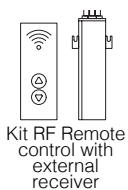


White side covers
(optional)

False ceiling trim kit
(optional - for details see p. 48)



INCLUDED

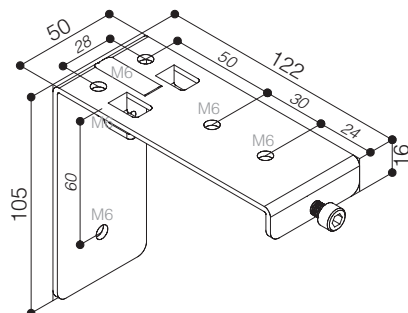


OPTIONAL pag 62-63

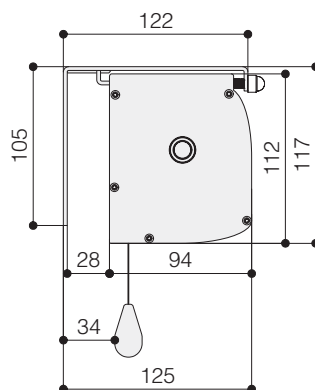
**DROP OF
PROJECTION
CLOTH**
STANDARD

**FRONT DROP OF
PROJECTION
CLOTH**
(optional)

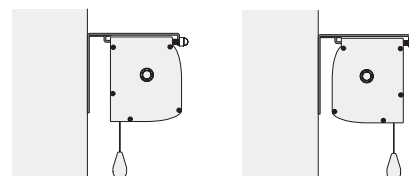
WALL-CEILING BRACKET



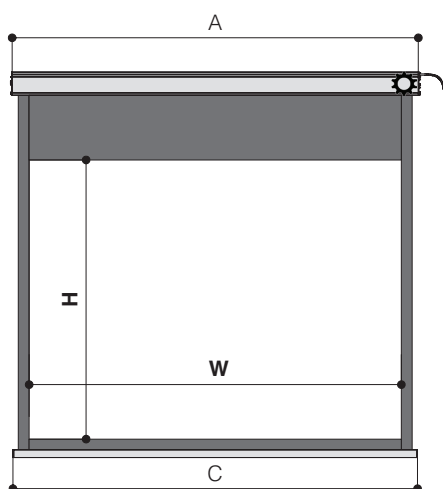
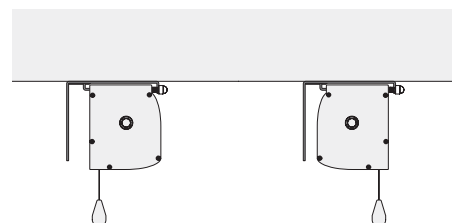
HOUSING DIMENSIONS



WALL MOUNTING



CEILING MOUNTING



TECHNICAL SPECIFICATIONS

- Silent motor system provides a smooth and quiet operation
 - Power: **6 Nm**
 - Speed: **17 rpm**
 - Power supply: **230V / 50 Hz**
 - Consumption: **137 W**
 - Certification: **IMQ**
- Totally manufactured from aluminium
- Smart design and easy to install
- Housing dimensions: 94x112 mm. (DxH)
- Housing painted with white epoxy powders (RAL 9010)
- Two universal mounting brackets either for ceiling or for wall
- On/off switcher included
- Power cable located at the **right** side of the screen housing seen from the front
- Flame-retardant projection surfaces - classification M1 and B1
- Side black borders of 5 cm., black bottom border of 5 cm., black top drop of 30 cm. and black dowel bar: height 35 mm. - depth 20 mm.
- Screen housing available in different colours (optional)

DIMENSIONS measures in cm

| 4:3 Ratio Viewing area (WxH) | 16:9 Ratio Viewing area (WxH) | 16:10 Ratio Viewing area (WxH) | Overall dimensions A - C | Approx. net weight (Kg) |
|------------------------------------|-------------------------------------|--------------------------------------|--------------------------------|-------------------------------|
| 160 x 120 | 160 x 90 | 160 x 100 | 179 - 174 | 15 |
| 180 x 135 | 180 x 101 | 180 x 112 | 199 - 194 | 16 |
| 200 x 150 | 200 x 112 | 200 x 125 | 219 - 214 | 18 |
| 220 x 165 | 220 x 124 | 220 x 137 | 239 - 234 | 20 |
| 250 x 190 | 250 x 140 | 250 x 156 | 269 - 264 | 23 |
| 300 x 225 | 300 x 169 | 300 x 187 | 319 - 314 | 26 |
| | | | | |
| | | | | |

PROJECTION CLOTHS

| Front projection surfaces | Gain | | |
|------------------------------|------|--|--|
| White | 1.2 | | |
| Matte White | 1.2 | | |
| Lumi Grey | 0.8 | | |
| Microperforated | 1.1 | | |
| Lumi Grey Microperforated | 0.8 | | |
| Cinesound* | 0.7 | | |
| Fibre Matte* | 1.25 | | |
| Hi-Light* | 2.3 | | |

*Limited in height

Warranty: 5 years on the motor - 24 months on the other components