




**COMPACT TENSIONED** is a motorized screen that incorporates a tab guide cable system which maintains horizontal tension to hold the screen surface perfectly flat.

This product has been specifically studied for the niche of the Home Theatre market.

This is the reason why it is the right solution for the most particular and demanding requests.

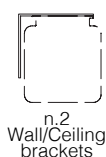
It is professionally masked with black light absorbing treatment for edge - to - edge pictures.

Available in 4:3, 16:9, 16:10 formats or customized sizes.



**White side covers**  
(optional)

**False ceiling trim kit**  
(optional - for details see p. 48)



n.2  
Wall/Ceiling  
brackets

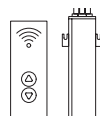


n.1  
On/off  
switcher

**INCLUDED**



RF Remote  
control with  
receiver  
built-in motor



Kit RF Remote  
control with  
external  
receiver



Interface  
switch 12 volt



Low voltage  
contact  
interface



Nm 9  
Rpm 26

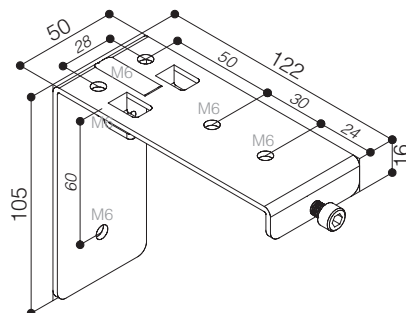
Faster and  
quiet motor

**OPTIONAL** pag 62-63

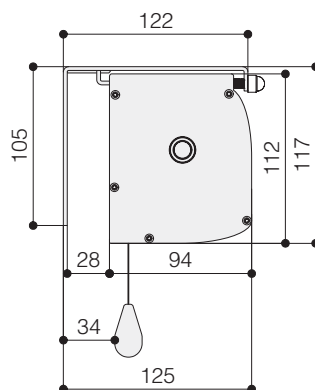
**DROP OF  
PROJECTION  
CLOTH**  
STANDARD

**FRONT DROP OF  
PROJECTION  
CLOTH**  
(optional)

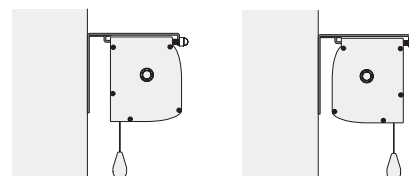
## WALL-CEILING BRACKET



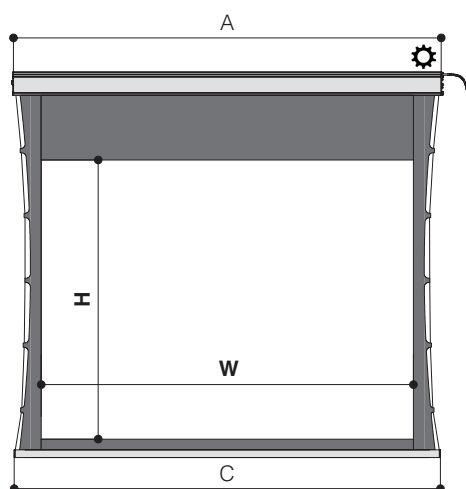
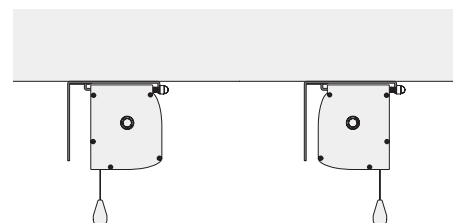
## HOUSING DIMENSIONS



## WALL MOUNTING



## CEILING MOUNTING



## TECHNICAL SPECIFICATIONS

- Silent motor system provides a smooth and quiet operation
  - Power: **6 Nm**
  - Speed: **17 rpm**
  - Power supply: **230V / 50 Hz**
  - Consumption: **137 W**
  - Certification: **IMQ**
- Totally manufactured from aluminium
- Smart design and easy to install
- Housing dimensions: 94x112 mm. (DxH)
- Housing painted with white epoxy powders (RAL 9010)
- Two universal mounting brackets either for ceiling or for wall included
- On/off switcher included
- Power cable located at the **right** side of the screen housing seen from the front
- Flame-retardant projection surfaces - classification M1 and B1
- Side black borders of 5 cm. (in the narrowest point), black bottom border of 5 cm., black top drop of 30 cm. and black dowel bar: height 35 mm. depth 20 mm.
- Hour-shape glass tensioning system to provide perfect flatness
- Screen housing available in different colours (optional)

## DIMENSIONS measures in cm

4:3 Ratio Viewing area (WxH)	16:9 Ratio Viewing area (WxH)	16:10 Ratio Viewing area (WxH)	Overall dimensions A - C	Approx. net weight (Kg)
160 x 120	160 x 90	160 x 100	198 - 194	15
180 x 135	180 x 101	180 x 112	218 - 214	17
200 x 150	200 x 112	200 x 125	238 - 234	19
220 x 165	220 x 124	220 x 137	258 - 254	20
250 x 190	250 x 140	250 x 156	288 - 284	22

## PROJECTION CLOTHS

Front projection surfaces	Gain		
Matte White	1.2		
Lumi Grey	0.8		
Microperforated	1.1		
Lumi Grey Microperforated	0.8		
Cinesound*	0.7		
Bright Contrast 3D*	1.4		

\*Limited in height

**Warranty:** 5 years on the motor - 24 months on the other components