

from 160 cm. to 300 cm. wide




Ratio 2.35:1

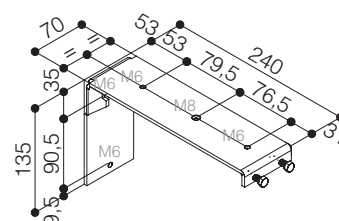
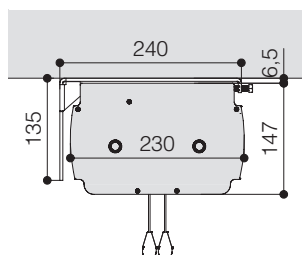
Ratio 16:9

- Silent motor system provides a smooth and quiet operation

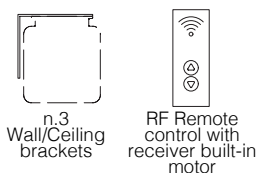
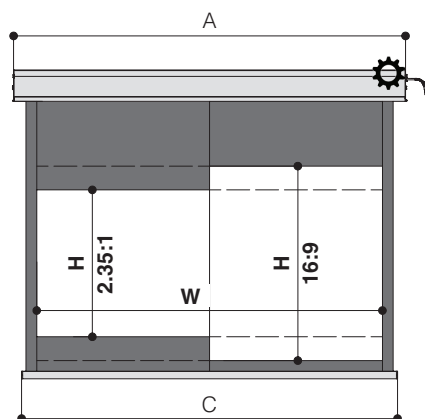
- Power: **10 Nm**
- Speed: **17 rpm**
- Power supply: **230V / 50 Hz**
- Consumption: **156 W**
- Certification: **IMQ**

 Nm 9
Rpm 26
Faster and quiet
motor
(*optional*)

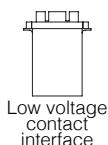
WALL CEILING BRACKET



- Totally manufactured from aluminium
- Housing dimensions: 230x147 mm. (DxH)
- Housing painted with white epoxy powders (RAL 9010)
- Universal mounting brackets either for ceiling or wall included
- RF multichannel remote control with built-in motor receiver included
- Power cable located at the **right** side of the screen housing seen from the front
- Flame-retardant projection surfaces – classification M1 and B1
- Side black borders of 5 cm., black bottom border, black top drop and black dowel bar height 35 mm. depth 20 mm.



INCLUDED



OPTIONAL pag 62-63

| DIMENSIONS <small>measures in cm</small> | | | |
|--|--|------------------------------------|-----------------------------------|
| 16:9 Ratio Viewing area (WxH) | 2.35:1 Ratio Viewing area (WxH) | Overall dimensions A - C | Approx. net weight (Kg) |
| 160 x 90 | 160 x 68 | 181 - 174 | 31 |
| 180 x 101 | 180 x 77 | 201 - 194 | 35 |
| 200 x 112 | 200 x 85 | 221 - 214 | 38 |
| 220 x 124 | 220 x 94 | 241 - 234 | 42 |
| 250 x 140 | 250 x 106 | 271 - 264 | 49 |
| 270 x 152 | 270 x 115 | 291 - 284 | 53 |
| 300 x 169 | 300 x 128 | 321 - 314 | 56 |

| PROJECTION CLOTHS | |
|---------------------------|------|
| Front projection surfaces | Gain |
| Matte White | 1.2 |
| Lumi Grey | 0.8 |
| Microperforated | 1.1 |
| Lumi Grey Microperforated | 0.8 |
| Cinesound* | 0.7 |
| Fibre Matte* | 1.25 |
| Hi-Light* | 2.3 |

*Limited in height

Warranty: 5 years on the motor - 24 months on the other components