



# KINGPIN

SCREENS



CATALOGUE 2018-2019



A golfer in a blue shirt and light-colored pants is captured mid-swing on a golf green. In the background, a large projection screen displays a bright, sunlit golf course scene, mirroring the actual environment. A yellow flag on a pole stands to the right of the golfer. The entire scene is bathed in a warm, golden light, suggesting a sunset or sunrise setting.

# INCREASE THE EXPERIENCE

Have you ever felt like you don't just wanna watch, but to actually be there? experience the car chase from the passenger seat or sit in the crowd at the GAME of the year. To get as close to reality as possible in terms of light, colors and contrast ratio, you need a projection screen of high quality.

Kingpin Screens offers you a variety of models: Electric, manual, pull up and frame screens, for large-scale movie nights or for the conference room. All screens are easy to install and use with your home theater or computer equipment. No matter what your needs are and what option you choose, we guarantee a screen that can handle the requirements of excellent image quality at an appealing price.

*Don't just watch. Be there.*





# CONTENT

---

**CROWN ELECTRIC SCREEN 06**

**TAB TENSION ELECTRIC SCREEN 08**

**ELLIPSE ELECTRIC SCREEN 12**

**INCEILING ELECTRIC SCREEN 14**

**KINGPIN REMOTE SYSTEM 16**

**LITE MANUAL SCREEN 18**

**VELVET FRAME SCREEN 20**

**PULL UP SCREEN 24**

**TRIPOD SCREEN 26**

**FOLDABLE FRAME SCREEN 28**

**BIG SIZE SCREEN 30**


**PROJECTOR MOUNTS 32**






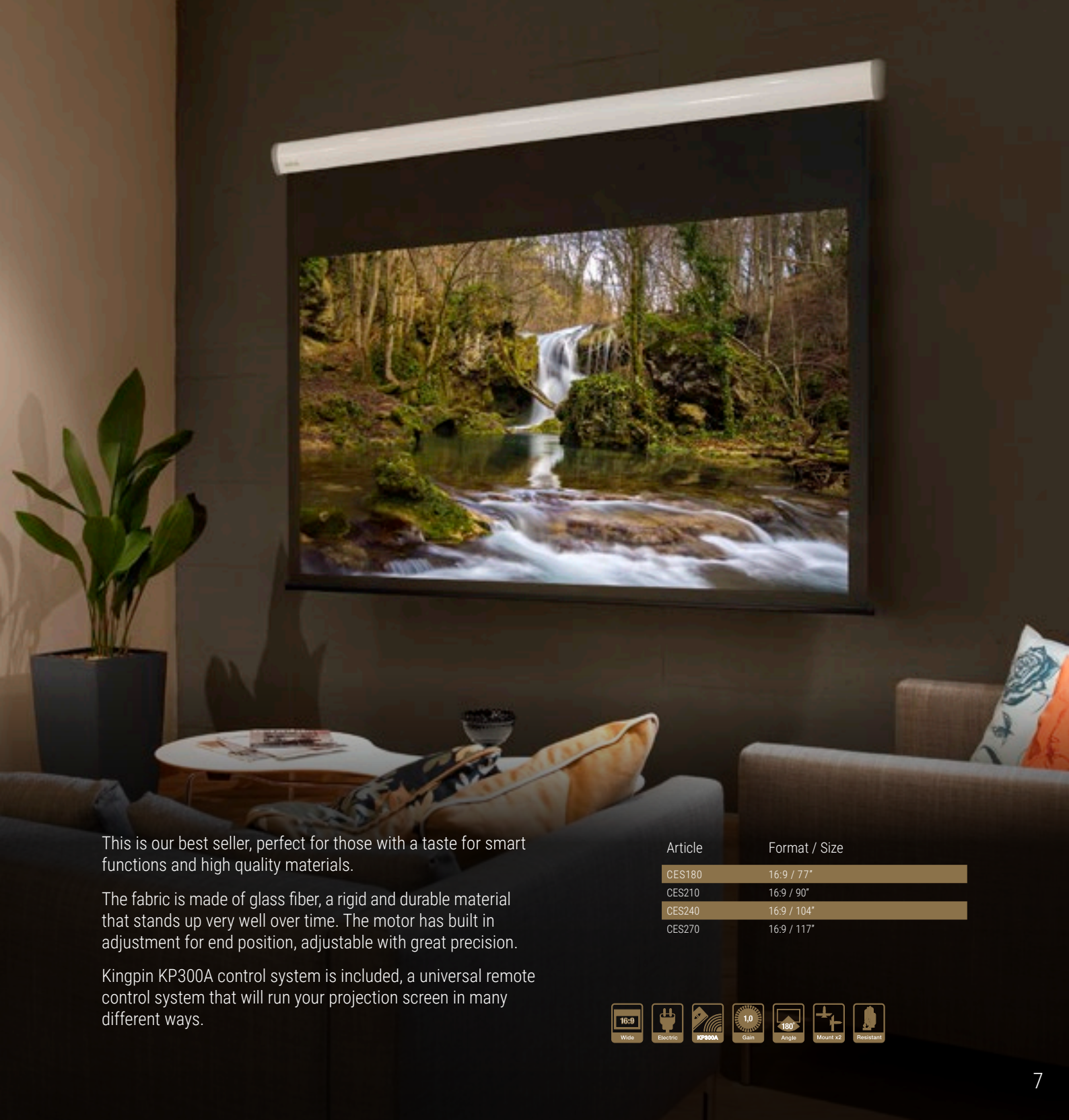
# CROWN

## ELECTRIC SCREEN



Smart designed electrical screen where the screen fabric comes out in the front of the casing. Because of this construction a 7 cm gap between the wall and the screen is created. This function makes it easy to place crown in front of paintings and whiteboards. The quick installation system saves both time and space.





This is our best seller, perfect for those with a taste for smart functions and high quality materials.

The fabric is made of glass fiber, a rigid and durable material that stands up very well over time. The motor has built in adjustment for end position, adjustable with great precision.

Kingpin KP300A control system is included, a universal remote control system that will run your projection screen in many different ways.

Article	Format / Size
---------	---------------

CES180	16:9 / 77"
--------	------------

CES210	16:9 / 90"
--------	------------

CES240	16:9 / 104"
--------	-------------

CES270	16:9 / 117"
--------	-------------



# TAB ELECTRIC SCREEN

---

This tab-tension screen is the flattest rollup screen we have, the construction and the tension cords at both sides makes it as flat as a frame screen but with the function of a rollup screen.







The Tab-Tension screen is the flattest screen in the rolled screen range. Cords on the sides are stretching the fabric horizontally, while a heavy bottombar stretch it vertically. Screens of this kind often have large and unwieldy casings, our screen is elegant and subtle in it's design with a casing that is only 12,5 cm in height.

Kingpin KP300A control system is included, a universal remote control system that will run your projection screen in many different ways.

#### Article

#### Format / Size

TAB210	16:9 / 90"	16:10 / 93"
TAB240	16:9 / 104"	16:10 / 107"
TAB270	16:9 / 117"	16:10 / 121"
TAB300	16:9 / 131"	16:10 / 135"
TAB330	16:9 / 145"	16:10 / 149"



A woman with dark hair in a ponytail is riding a black and orange stationary bike in a dimly lit gym. She is wearing a yellow and black cycling jersey with various logos, black shorts with "BOONSTAPETER" and a blue logo, and yellow leg warmers with "Dynab" text. The bike has "Supreme" and "BIKE TUL" branding. A bright light source is visible in the background, creating a strong highlight on the wall and the rider's face. The overall mood is focused and energetic.

**INCREASE THE  
EXPERIENCE**





# ELLIPSE

## ELECTRIC SCREEN



This ellipse-shaped casing is elegant and discreet in its design. It is especially designed for use in offices and schools, but suits in homes well.







The Ellipse screen is ready to connect to the power socket and use without installation of an electrician. The name comes from the Ellipse shaped casing, sleek and discreet in it's design. The wall/ceiling mounts are easily mounted by one person, and the mounting device is compatible with most rail systems which have made the Ellipse a favorite in public enviroments.

Kingpin KP300A control system is included, a universal remote control system that will run your projection screen in many different ways.

Article	Format / Size		
EES180	1:1 / 100"	16:9 / 77"	16:10 / 79"
EES210	1:1 / 117"	16:9 / 90"	16:10 / 93"
EES240	1:1 / 134"	16:9 / 104"	16:10 / 107"
EES270	1:1 / 150"	16:9 / 117"	16:10 / 121"
EES300	1:1 / 167"	16:9 / 131"	16:10 / 135"




# INCEILING ELECTRIC SCREEN



When you need to hide a screen in the ceiling  
this is your natural choice.

The screen will be integrated in the suspended  
ceiling in your home or at the office.







The casing is made of aluminum and gives you a high quality feeling. When the bottombar goes up in the casing it covers the gap and gives you the illusion of a flat ceiling.

The fabric is all white and 240 cm high (no matter the width of the screen), this gives you the possibility to use all formats and possible equipment to show your presentation, even with an old overhead projector in the office.

Kingpin KP300A control system is included, a universal remote control system that will run your projection screen in many different ways.

Article	Format / Size
ES210	1:1 / 117"
ES240	1:1 / 134"



# KINGPIN CONTROL SYSTEM

---

Kingpin universal remote control system is one of the smartest on the market. It will run your projection screen in many different ways - by RF, IR-eye, line IR (i.G. Crestron), 12-volt trigger, contact closure (i/o) or by buttons.






## RF (STANDARD)



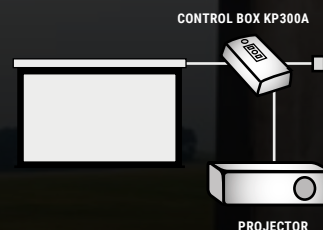
A RF remote control is included with your electric screen. It is programmed to work with the control box and is the most common way to control your screen.

## PROGRAMMABLE IR



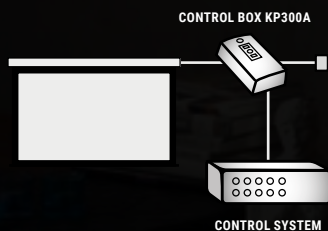
If you want to control your screen with an IR- or universal remote control you can program the control box via the IR-eye. Most IR-remote controls works with KP300A.

## 12V TRIGGER



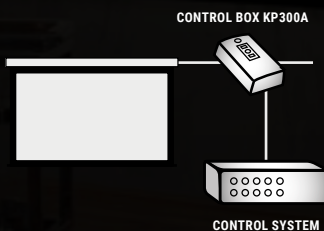
If your projector has a 12 volt trigger output, you can connect it with the control box. The screen goes down when you turn on the projector and it goes up when you turn it off.

## CONTROL SYSTEM LINE IR



If you have a control system like Crestron, AMX, Neets or similar, you can connect it via Line IR and control the screen with the default codes.

## CONTROL SYSTEM CONTACT CLOSURE



If you have a control system like Crestron, AMX, Neets or similar, you can connect it via Contact Closure and control the screen by open and close the circuit.

## SMART CABLE MANAGEMENT



With the smart cable management, you can adapt the wiring to the placement of your control box.

## AUTO TRIGGER RF (KP500A)

The optional Auto Trigger RF are connected between your projector and the electric socket, and will control your electric screen automatically.

It senses when the projector is turned on and sends the screen down. When the projector is turned off, the screen will go up. RF-signals don't need visual contact and can therefore be hidden behind panels or ceilings.



Article

KP300A

KP500A

Universal Remote System

Optional RF Trigger







**INCREASE THE  
EXPERIENCE**



# LITE

## MANUAL SCREEN



LITE is a basic screen with a smaller casing which is designed for home cinemas and public environments. The mounting system is easy to use and will work with most of the rail systems on the market.





The screen can be mounted on the wall or in the ceiling and comes in a variety of formats; 1:1, 16:9 and 16:10. A simple but yet sturdy screen for those who do not want to save on other things than money!

The fabric is made of polyester with a PVC surface for good projection result, the material stands up well over time.

Article	Format / Size		
LMS180	1:1 / 100"	16:9 / 77"	16:10 / 79"
LMS210	1:1 / 117"	16:9 / 90"	16:10 / 93"
LMS240	1:1 / 134"	16:9 / 104"	16:10 / 107"




# VELVET FRAME SCREEN



A screen specially produced for the best picture reproduction. The frame is covered in velvet that prevents any possible disruptive reflections. We highly recommend this screen to movie enthusiasts!







Frame screen for optimal imaging. The aluminum frame is covered with velvet, a material which effectively prevents disruptive reflections. The angle towards the screen is 45 degrees, which also prevents reflections bouncing at the screen.

Recommended for all movie enthusiasts who wants to have perfect color and contrast ratio on a guaranteed wave free screen.

Article	Format / Size	
VFS180	16:9 / 77"	16:10 / 79"
VFS210	16:9 / 90"	16:10 / 93"
VFS240	16:9 / 104"	16:10 / 107"
VFS270	16:9 / 117"	16:10 / 121"
VFS300	16:9 / 131"	
VFS400	16:9 / 176"	



# PULL UP SCREEN



This is a portable screen with a stabile construction which endure the strains in mobile environment. The screen is provided With gasabsorbers to achieve the exact height adjustment.






Portable screen with a robust construction, designed to handle the extra damage that mobile use sometimes brings. The screen is quick to set up and ready to use in seconds.

Pull Up is perfect for the travelling businessman, when space is limited or when you for any other reason can not have a screen mounted on the wall.

Article	Format / Size	
PS170	16:9 / 73"	16:10 / 75"
PS200	16:9 / 89"	16:10 / 92"





# TRIPOD SCREEN



This is a portable screen with a stabile construction which endures the strains in mobile environment. The screen is equipped with the classic three legged tripod stand and the upper adjustable arm give you an exact height adjustment.





Portable screen with classic tripod that can stand the strain that mobile use may cause. The adjustable arm makes it easy to get the screen at a comfortable height.

Tripod is perfect for the traveling businessman, when space is limited or when you for any other reason can not have a screen mounted on the wall. Take it home for the weekend for a great movie experience!

Article	Format / Size
TS150	1:1 / 85"
TS180	1:1 / 100"
TS200	1:1 / 113"





**BE  
THERE!**





# FOLDABLE FRAME SCREEN



This screen is a very practical screen when you are to show movies or presentations to larger groups. Easy to assemble and take apart, and convenient to work with for the people on the road who needs to make big size quality presentations. A very common product for rental services and public environments.





The frame for the screen fabric are in one piece and will be assembled in just a few minutes. The fabric is made of soft PVC, a rigid and durable material that stands up very well over time.

One front projection fabric is included in the set along with a nylon bag. If you need rear/back projection you can order a separate fabric.

Article	Format / Size
---------	---------------

FFS305	16:9 / 138"
--------	-------------

FFS406	16:9 / 183"
--------	-------------

FFS508	16:9 / 230"
--------	-------------

FFS600	16:9 / 271"
--------	-------------





# BIG SIZE SCREEN



This is a big size screen for professional use.  
Because of this screens high quality it suits  
perfectly in schools, auditorium and other  
demanding surroundings.





The large-sized professional screen. Thanks to the geometry of the brackets, it is possible to hang it on a wall. The chains provided ensure safety in compliance with TUV safety regulations and prove very useful when moving the screen during installation.

The oversized motor is provided with thermal protection and the stop buffers can be adjusted by remote control. All our Big Size Screen belong to M1/B1 and M2/B2 class (for Fireprotection).

Note: KP300 is not included in this screen.

Article	Format / Size		
BSS400	4:3 / 197"	16:9 / 197"	16:10 / 197"
BSS500	4:3 / 246"	16:9 / 246"	16:10 / 246"
BSS600	4:3 / 295"	16:9 / 295"	16:10 / 295"

*This screen is available in more sizes, formats and different screen fabrics, more info on [www.kingpinscreens.com](http://www.kingpinscreens.com).*



# PROJECTOR MOUNTS



A series of universal mounts for projectors.  
Modern design and simple mounting makes  
these mounts a nice and affordable alternative.





# VERTICAL PROJECTOR MOUNT

Vertical is our series of shorter, slimmer mounts. Mounted either in the ceiling or the wall, depending on model. High quality, stylish design and easy installation at an affordable price.

All mounts are available in silver, but the short (VPM140) is also available in black and white, allowing you to color match your projector.

Article	Length arm	Extension	Color
VPM140	140 mm	N/A	Silver / Black / White
VPM235	235 mm	235-310 mm	Silver
VPM235	235 mm	235-310 mm	Silver



# PROFESSIONAL PROJECTOR MOUNT


Professional is a range of affordable universal mounts for projectors. The mount is easily mounted in the ceiling and have a good design with high quality.

The roof plate swivels, allowing installation even in sloping ceilings, and the tube between ceiling and projector have space to hide up to 6 cables.

Article	Length arm	Extension	Color
PPM300	300 mm	300-440 mm	Silver / White
PPM500	500 mm	500-750 mm	Silver / White
PPM700	700 mm	700-1170 mm	Silver / White



**INCREASE THE EXPERIENCE**



KP TRADING I BORÅS AB, GÖTEBORGSVÄGEN 8, 504 35 BORÅS, SWEDEN  
PHONE +46 33 152290

More information about the products on our website:  
[www.kingpinscreens.com](http://www.kingpinscreens.com)